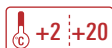


FRIGO VINI WINE COOLER



CHCV116

Frigo vini ventilato. / Ventilated wine cooler.



CHCV104DT

Frigo vini ventilato doppia zona di temperatura.
Ventilated dual zone temperature wine cooler.



Capienza / Capacity

CHCV116

CHCV104DT

Bottiglia cl. 75 / Bottle cl. 75

116

104

Dati indicativi e variabili a seconda dei diversi packaging / Variable data depending on the different packaging



Bordelese



Alsaziana



Borgognotta



Rhône



Bordelese
Imperiale



Clavelin



Champagnotta



Champagne



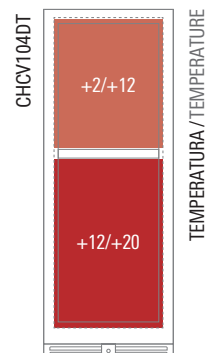
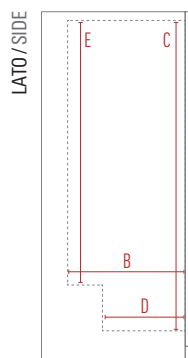

Cuvée Riserva



Mensole in metallo a "Z" con estrazione a cassetto
Z-shape sliding shelves



Ventola assiale
Axial fan



Dimensioni mm / Dimensions mm	CHCV116	CHCV104DT
Dimensioni Esterne (LxPxH) / External Dimensions (WxDxH)	595 x 690 x 1600	595 x 690 x 1600
Dimensioni Imballo (LxPxH) / Packaging Dimensions (WxDxH)	645 x 770 x 1785	645 x 770 x 1785
A - Larghezza / Width	500	500
B - Profondità / Depth	540	540
C - Altezza / Height	1425	1425
D - Profondità Min. / Min. Depth	380	380
E - Altezza Min. / Min. Height	1215	1215
Adesivo Laterale / Side Sticker	648 x 1585	648 x 1585
Adesivo Vetro / Glass Sticker	462 x 1340	462 x 1340

Caratteristiche Tecniche / Technical Features	CHCV116	CHCV104DT
Temperatura / Temperature Range	+2 °C / +20 °C	+2 °C / +12 °C +12 °C / +20 °C
Classe Climatica / Climate Class	4	4
Volume Netto-Lordo / Net-Gross Volume	Lt. 375 / 386	Lt. 371 / 382
Superficie Esterna / Body	Lamiera preverniciata con trattamento anticorrosione Prepainted sheet with anticorrosion treatment	Lamiera preverniciata con trattamento anticorrosione Prepainted sheet with anticorrosion treatment
Porta / Door	Vetro nero senza cornice Black full glass	Vetro nero senza cornice Black full glass
Superficie Interna / Inner Liner	ABS	ABS
Termostato / Thermostat	Elettronico / Electronic Touch screen	Elettronico / Electronic Touch screen
Rumorosità / Noise level	dB 38	dB 38
Spessore isolamento / Insulation thickness	mm 55	mm 55
Sbrinamento / Defrost	Automatico a fermo compressore Automatic compressor cycle	Automatico a fermo compressore Automatic compressor cycle
Illuminazione / Lighting	Led: 2 verticali + 1 orizzontale Led: 2 vertical + 1 horizontal	Led: 2 verticali + 2 orizzontali Led: 2 vertical + 2 horizontal
Reversibilità porta / Reversible door	Si / Yes	Si / Yes
Chiave e serratura / Lock and key	Si / Yes	Si / Yes
Mensole in metallo a "Z" con estrazione a cassetto (LxP) / Z-shape sliding shelves (WxD)	N° 9 - mm 452 x 535 N° 1 - mm 452 x 380	N° 8 - mm 452 x 535 N° 1 - mm 452 x 380
Ruote-Piedi / Castors-Feet	4 Piedi / 4 Feet	4 Piedi / 4 Feet
Peso Netto-Lordo / Net-Gross Weight	Kg 87 / 93	Kg 89 / 95
Voltaggio / Voltage	V 220	V 220
Frequenza / Frequency	Hz 50	Hz 50
Refrigerante / Refrigerant	R600A	R600A
Assorbimento / Absorption	W 130	W 130
Consumo Energia / Energy Consumption	Kwh/24H 0,395	Kwh/24H 0,39